

GUIDA PER PARTECIPARE AI CONSIGLI DI CLASSE

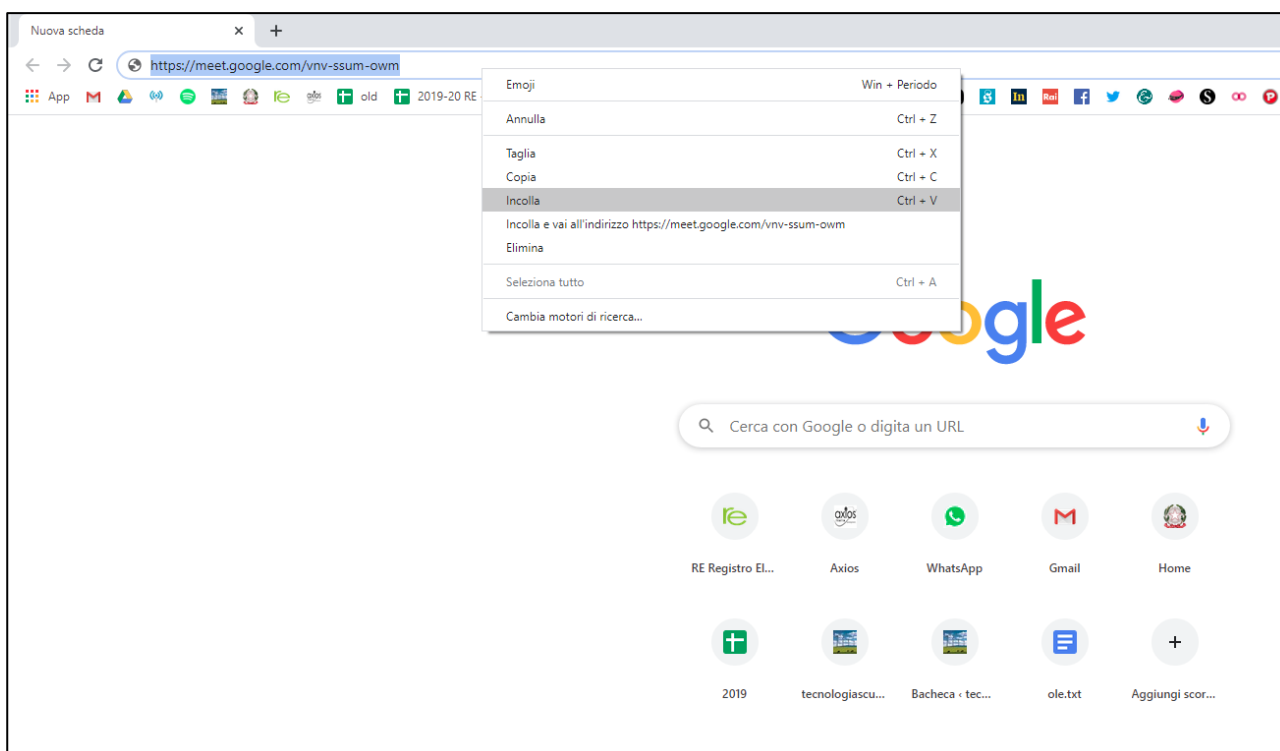
Piattaforma GOOGLE MEET (Scuola Secondaria)

DA PC o Tablet WINDOWS

Aprire Chrome





Copiare il link ricevuto per la videoconferenza (tasto destro del mouse → copia), incollarlo nella barra degli indirizzi (tasto destro del mouse → incolla) e premere invio




DA SMARTPHONE

Scaricare e installare l'applicazione Google Meet da Playsore



← hangouts meet 🔍 🎤

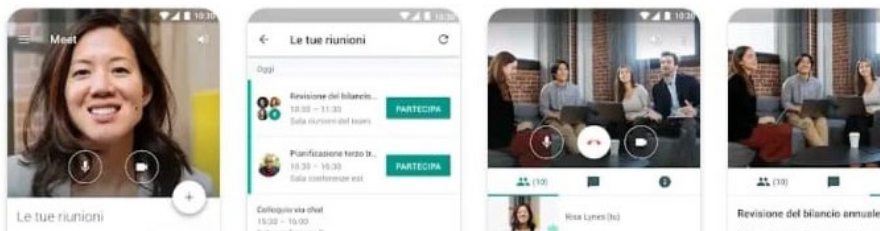


Installa

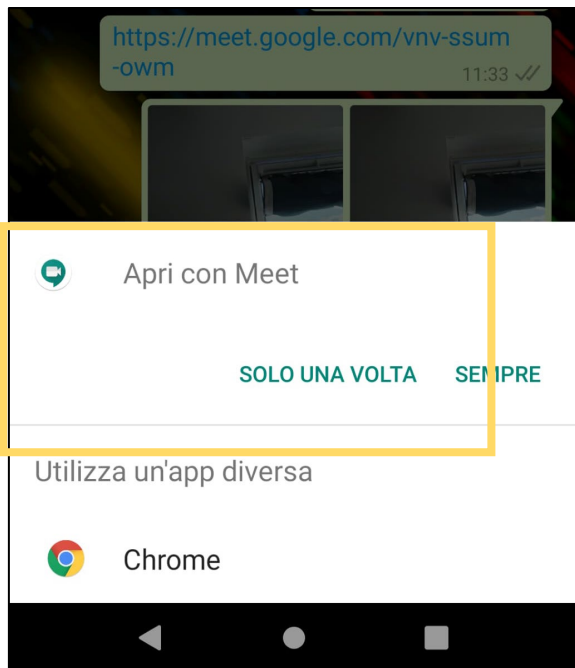
3,6 ★
36.984 recensioni

10 Mln+
Download

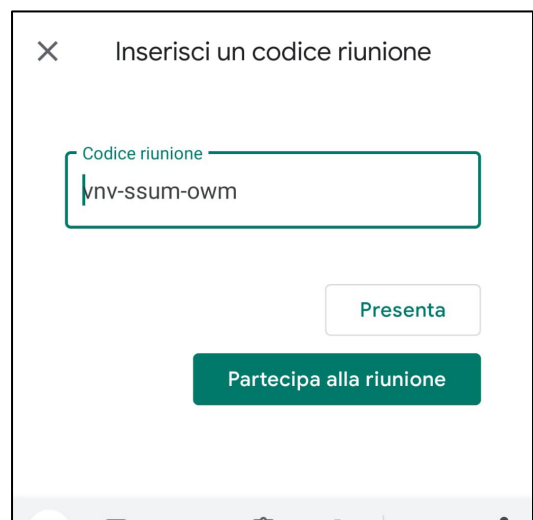

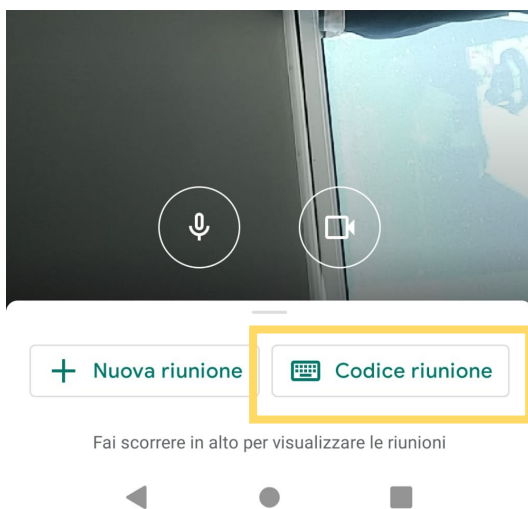
3
PEGI 3 ⓘ



Cliccare sul link ricevuto e aprilo con MEET **oppure** incollare il link nel campo *Codice Riunione*




oppure



NB: il codice riunione è solo l'ultima parte del link, dopo l'ultima barra (/)

Cliccare sul bottone *“chiedi di partecipare”*



vnv-ssum-owm

Chiedi di partecipare

Partecipa come